










Christ Church Survey - Spring 2008

1. Provide the ZIP code for your primary residence.		
		Response Count
		518
<i>answered question</i>		518
<i>skipped question</i>		0






2. Did you participate in the previous parish survey conducted in 2006?			
		Response Percent	Response Count
Yes		57.3%	297
No		28.8%	149
Do not recall		13.9%	72
<i>answered question</i>			518
<i>skipped question</i>			0

3. Household type (minor children = 0 to 18 years of age):			
		Response Percent	Response Count
Single		19.1%	99
Married, no children		10.6%	55
Married, minor children		35.1%	182
Married, adult children		29.9%	155
Single head of household, minor children		1.9%	10
Single head of household, adult children		3.3%	17
<i>answered question</i>			518
<i>skipped question</i>			0







4. For each adult member of your household, identify gender and age (please make sure you select TWO answers for each ROW):

	Male	Female	Age 21-28	Age 29-34	Age 35-43	Age 44-56	Age 57-64	Age 65 and older	Response Count
Adult 1	55.9% (287)	26.7% (137)	3.5% (18)	7.8% (40)	19.7% (101)	24.6% (126)	20.9% (107)	23.6% (121)	513
Adult 2	20.7% (81)	61.6% (241)	2.6% (10)	12.3% (48)	22.5% (88)	25.3% (99)	18.7% (73)	18.4% (72)	391
	<i>answered question</i>								514
	<i>skipped question</i>								4

5. If you have children 18 years old or younger, please provide gender and age (i.e., Girl - 12)

Age/Gender	Response Percent	Response Count	
Age/Gender 	100.0%	208	
Age/Gender 	70.2%	146	
Age/Gender 	19.2%	40	
Age/Gender 	2.9%	6	
Age/Gender 	1.0%	2	
Age/Gender	0.0%	0	
	<i>answered question</i>		208
	<i>skipped question</i>		310

6. How long have you been a member of Christ Church?

		Response Percent	Response Count
Less than 2 years		11.4%	59
2-5 Years		15.3%	79
6-10 Years		15.6%	81
11-20 Years		24.1%	125
21-30 Years		17.0%	88
31+ Years		16.6%	86
<i>answered question</i>			518
<i>skipped question</i>			0

7. Do you intend to remain a member of Christ Church?

		Response Percent	Response Count
Yes		84.4%	437
Likely		12.7%	66
Doubtful		2.5%	13
No		0.4%	2
Please use this area to provide any further comments relating to this question:			65
<i>answered question</i>			518
<i>skipped question</i>			0


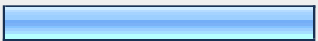


8. For each of the worship services offered, how often do you attend:

	Never	Occasionally	About Half the Time	Regular Attendee	Response Count
8:00 am	67.3% (315)	27.6% (129)	2.8% (13)	2.4% (11)	468
9:00 am	30.6% (143)	35.3% (165)	14.1% (66)	20.1% (94)	468
10:00 am (summer)	9.0% (42)	31.0% (145)	26.1% (122)	34.0% (159)	468
11:00 am	13.7% (64)	40.0% (187)	24.4% (114)	22.0% (103)	468
5:00 pm (Contemplative Eucharist)	42.1% (197)	42.9% (201)	10.7% (50)	4.3% (20)	468
Weekday Services	67.5% (316)	30.3% (142)	1.3% (6)	0.9% (4)	468
	<i>answered question</i>				468
	<i>skipped question</i>				50

9. Please use this area to provide any further comments relating to this question:

	Response Count
	60
	<i>answered question</i>
	60
	<i>skipped question</i>
	458






10. As a result of the last survey, Christ Church began offering "Morning Prayer" at the 11 am service approximately 7 times per year. Select the response below that represents your opinion on this change.

		Response Percent	Response Count
Very satisfied - would like to see Morning Prayer more often, either at 11 am or other services		12.6%	58
Satisfied - the number of Morning Prayer services is just right		34.0%	156
Dissatisfied - don't care for Morning Prayer		16.1%	74
No comment		37.3%	171
		<i>answered question</i>	459
		<i>skipped question</i>	59

11. Please use this area to provide any further comments relating to this question:

		Response Count
		84
		<i>answered question</i>
		84
		<i>skipped question</i>
		434





12. Last fall the Church amended the 9 am service to include an adult sermon once or twice each month. Select the response below that represents your opinion on this change.

		Response Percent	Response Count
Very satisfied - Want More Adult Sermons		16.5%	75
Satisfied - Leave As Is		40.4%	184
Dissatisfied - Want Less Frequent Adult Sermons		3.3%	15
Dissatisfied - Do not want any Adult Sermons		4.8%	22
No comment		34.9%	159
		<i>answered question</i>	455
		<i>skipped question</i>	63

13. Please use this area to provide any further comments relating to this question:

		Response Count
		74
		<i>answered question</i>
		74
		<i>skipped question</i>
		444

14. Last fall we incorporated a more contemplative mood into the 5 pm weekly service, with instrumental, organ and vocal music and candlelight. Our plan is to continue this service through the academic year, going back to the traditional 5 pm service during the summer. If you have attended the Contemplative Eucharist, please rate your satisfaction.

		Response Percent	Response Count
Very satisfied		28.0%	120
Satisfied		20.3%	87
Dissatisfied		5.8%	25
No opinion		45.8%	196
<i>answered question</i>			428
<i>skipped question</i>			90

15. Please use this area to provide any further comments relating to this question:

		Response Count
		95
<i>answered question</i>		95
<i>skipped question</i>		423




16. Select ONE for each of the following:

	Never Attend	Less than half the time	About half the time	More than half the time	Regular Attendee	Response Count
Do you attend Adult Education on Sunday?	35.4% (163)	35.0% (161)	13.0% (60)	7.8% (36)	8.7% (40)	460
Do you attend other Adult Education offerings (other than Sunday)?	55.2% (235)	30.8% (131)	4.9% (21)	3.8% (16)	5.4% (23)	426
<i>answered question</i>						460
<i>skipped question</i>						58





17. Please use this area to provide any further comments relating to this question:

		Response Count
		65
	answered question	65
	skipped question	453





18. If you do not participate in Adult Education, please check the box that pertains to you. Select all that apply, including additional comments in the space below.





		Response Percent	Response Count
Time of Adult Education classes		48.6%	84
Subject of offerings		22.0%	38
Prefer to have coffee and fellowship		38.7%	67
Other (please specify)			116
		answered question	173
		skipped question	345

19. How would you rate the Adult Education program?





		Response Percent	Response Count
Needs significant improvement		1.6%	7
Needs some improvement		17.2%	76
Does not need improvement		41.0%	181
No opinion		40.3%	178
		answered question	442
		skipped question	76

20. Please use this area to provide any further comments relating to this question:		
		Response Count
		87
<i>answered question</i>		87
<i>skipped question</i>		431

21. Rate your satisfaction with the number of Adult Education choices offered each Sunday.			
		Response Percent	Response Count
Satisfied (right amount)		55.3%	246
Dissatisfied (too many)		4.7%	21
Dissatisfied (not enough)		3.6%	16
No opinion		36.4%	162
<i>answered question</i>			445
<i>skipped question</i>			73

22. How would you rate your satisfaction with the Children's Ministry program (infant through 5th grade)?			
		Response Percent	Response Count
Very satisfied		19.2%	87
Satisfied		15.7%	71
Dissatisfied		1.3%	6
No comment / not applicable		63.7%	288
<i>answered question</i>			452
<i>skipped question</i>			66

23. Please use this area to provide any further comments relating to this question:		
		Response Count
		44
	<i>answered question</i>	44
	<i>skipped question</i>	474

24. If your family uses Sunday nursery care, please rate your satisfaction with the services provided.			
		Response Percent	Response Count
Very satisfied		12.0%	52
Satisfied		3.5%	15
Dissatisfied		0.2%	1
Not applicable		84.3%	364
		<i>answered question</i>	432
		<i>skipped question</i>	86

25. Please use this area to provide any further comments relating to this question:		
		Response Count
		16
	<i>answered question</i>	16
	<i>skipped question</i>	502

26. Since hiring our full-time Director of Youth Ministry, Liz Stroff, how would you rate the current state of our Youth Ministry program?

		Response Percent	Response Count
Very satisfied - keep it going!		20.4%	92
Satisfied - like the improvement		12.0%	54
Dissatisfied - needs more improvement		1.3%	6
No Opinion		66.3%	299
	answered question		451
	skipped question		67

27. Please use this area to provide any further comments relating to this question:

	Response Count
	68
	answered question
	68
	skipped question
	450

28. Do you believe the Youth Ministry program (6th grade to 12th grade) offers sufficient opportunity for our youth?






		Response Percent	Response Count
Yes		89.2%	264
No		10.8%	32
	answered question		296
	skipped question		222

29. Please use this area to provide any further comments relating to this question:		Response Count
		93
	<i>answered question</i>	93
	<i>skipped question</i>	425

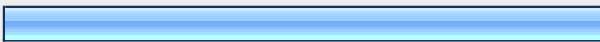

30. There is ongoing disagreement in the Episcopal Church and Anglican Communion over issues related to human sexuality. Which best describes your feelings for the following issues?				
	Do not support	No opinion one way or another	Support	Response Count
Consecration of practicing homosexual priest as bishop	45.8% (208)	20.9% (95)	33.3% (151)	454
Blessing of same sex unions	43.0% (194)	19.7% (89)	37.3% (168)	451
	<i>answered question</i>			455
	<i>skipped question</i>			63

31. Please use this area to provide any further comments relating to this question:		Response Count
		85
	<i>answered question</i>	85
	<i>skipped question</i>	433




32. How would you rate Christ Church's performance in maintaining unity and respecting diverse viewpoints with regard to the the national church?

		Response Percent	Response Count
Very satisfied		24.7%	113
Satisfied		53.4%	244
Dissatisfied		10.7%	49
Very dissatisfied		1.8%	8
No opinion		9.4%	43
		answered question	457
		skipped question	61

33. In response to the conflicts within the Episcopal Church and the Anglican Communion, the Vestry adopted a set of Vestry Commitments in 2007. Are you aware of these Vestry Commitments? (they are posted on the website at www.christchurchraleigh.com)

		Response Percent	Response Count
Yes		65.9%	299
No		34.1%	155
		answered question	454
		skipped question	64





34. If you answered "YES" to your familiarity with the Vestry Commitments, please rate your satisfaction.

		Response Percent	Response Count
Satisfied		62.6%	216
Dissatisfied		11.3%	39
No opinion		26.1%	90
		answered question	345
		skipped question	173




35. Please use this area to provide any further comments relating to this question:

		Response Count
		60
<i>answered question</i>		60
<i>skipped question</i>		458

36. How familiar are you with the role of the Diocese of North Carolina as it relates to your membership in the Episcopal Church?

		Response Percent	Response Count
Unfamiliar		14.2%	64
Somewhat familiar		62.2%	280
Very Familiar		21.1%	95
No opinion		2.4%	11
<i>answered question</i>			450
<i>skipped question</i>			68



37. How important is it to you that Christ Church, as a leading parish in the Diocese of North Carolina, contribute financially to the Diocese (known as the "diocesan ask")?



		Response Percent	Response Count
Important		59.5%	264
Unimportant		20.5%	91
No opinion		20.0%	89
<i>answered question</i>			444
<i>skipped question</i>			74


38. Please use this area to provide any further comments relating to this question:		Response Count
		88
	<i>answered question</i>	88
	<i>skipped question</i>	430

39. Since the last survey, the Epistle has been redesigned. Please rate your satisfaction with each of the following:					
	Very satisfied	Satisfied	Dissatisfied	No opinion	Response Count
Informative	39.3% (174)	53.5% (237)	3.2% (14)	4.1% (18)	443
Spiritually fulfilling	19.1% (82)	49.9% (214)	9.3% (40)	21.7% (93)	429
Timely	26.2% (113)	50.1% (216)	16.7% (72)	7.0% (30)	431
Connection to parish life	33.5% (144)	54.0% (232)	5.1% (22)	7.4% (32)	430
	<i>answered question</i>				444
	<i>skipped question</i>				74

40. Please use this area to provide any further comments relating to this question:		Response Count
		57
	<i>answered question</i>	57
	<i>skipped question</i>	461





41. Are you familiar with "Sunday at Christ Church" distributed on Sunday with your bulletin?				
			Response Percent	Response Count
Yes		96.4%	431	
No		3.6%	16	
			answered question	447
			skipped question	71

42. Did you know that "Sunday at Christ Church" is a take-home resource to use as a reference for weekly church programs and activities?				
			Response Percent	Response Count
Yes		79.8%	355	
No		20.2%	90	
			answered question	445
			skipped question	73

43. If you answered "Yes" to the previous question, do you actually take the "Sunday at Christ Church" home with you?				
			Response Percent	Response Count
Yes		54.1%	203	
No		45.9%	172	
			answered question	375
			skipped question	143

44. Please use this area to provide any further comments relating to this question:			Response Count
			87
			answered question
			87
			skipped question
			431




45. If you do not currently use the Christ Church website, how willing are you to use it as a resource for connecting with Christ Church?

		Response Percent	Response Count
Very willing		62.4%	236
Somewhat		29.6%	112
Not at all		4.8%	18
Don't use the internet		3.2%	12
		answered question	378
		skipped question	140

46. Please use this area to provide any further comments relating to this question:

		Response Count
		48
		answered question
		48
		skipped question
		470

47. I visit the Christ Church website (www.christchurchraleigh.org):

		Response Percent	Response Count
Weekly		28.1%	122
Monthly		50.5%	219
Never		21.4%	93
		answered question	434
		skipped question	84

48. If you answered the previous question as "Never," please provide any insight on how the Church could encourage you to use this website as a resource in your spiritual life.



		Response Count
		67
	<i>answered question</i>	67
	<i>skipped question</i>	451



49. Select ONE for each of the following regarding the effectiveness of the website:





	Effective	Ineffective	Needs Major Improvements	No opinion	Response Count
Navigation	65.9% (269)	3.9% (16)	11.8% (48)	18.4% (75)	408
Information	68.8% (280)	4.4% (18)	10.6% (43)	16.2% (66)	407
Timeliness	60.0% (243)	7.4% (30)	11.6% (47)	21.0% (85)	405
Useful	71.6% (287)	3.5% (14)	8.0% (32)	17.0% (68)	401
	<i>answered question</i>				412
	<i>skipped question</i>				106

50. If you answered the previous question as "Ineffective" or "Needs Improvement," please provide additional comments.

		Response Count
		94
	<i>answered question</i>	94
	<i>skipped question</i>	424

51. Do you receive email from Christ Church?			Response Percent	Response Count
Yes			89.4%	398
No			10.6%	47
			answered question	445
			skipped question	73








52. Are you aware that Christ Church can email you a weekly update about happenings at the church? (If not, and you want to receive information via email, please contact Dorene Durley at (834-6259, ext. 18 or ddurley@christchurchraleigh.org).			Response Percent	Response Count
Yes			89.0%	388
No			11.0%	48
			answered question	436
			skipped question	82

53. If you currently receive email from Christ Church, how effective do you find the "Christ Church eNews"?			Response Percent	Response Count
Don't Receive			9.7%	42
Effective			73.6%	318
Ineffective			4.4%	19
No opinion			12.3%	53
			answered question	432
			skipped question	86




54. Please use this area to provide any further comments relating to this question:		Response Count
		60
	<i>answered question</i>	60
	<i>skipped question</i>	458



55. If you do receive Christ Church eNews, rate your satisfaction with regard to how well it keeps you informed for each of the following areas:				
	Satisfied	No opinion	Dissatisfied	Response Count
Weekly church schedule	82.8% (314)	15.0% (57)	2.1% (8)	379
Worship schedule	83.6% (312)	14.5% (54)	1.9% (7)	373
Youth events	51.4% (188)	47.3% (173)	1.4% (5)	366
Children's events	49.3% (180)	48.5% (177)	2.2% (8)	365
Wednesday activities	61.6% (226)	36.0% (132)	2.5% (9)	367
	<i>answered question</i>			381
	<i>skipped question</i>			137

56. Please use this area to provide any further comments relating to this question:		Response Count
		25
	<i>answered question</i>	25
	<i>skipped question</i>	493





57. What is your primary resource for weekly updates and information on programs and activities at Christ Church?			Response Percent	Response Count
Announcements during church services			27.3%	121
Christ Church eNews			42.7%	189
ECW meetings			3.4%	15
Epistle			42.9%	190
Sunday at Christ Church			41.1%	182
Website			17.6%	78
Other			4.5%	20
			<i>answered question</i>	443
			<i>skipped question</i>	75

58. Please use this area to provide any further comments relating to this question:			Response Count
			37
			<i>answered question</i>
			37
			<i>skipped question</i>
			481





59. If available, would you watch/listen to sermons and/or adult education classes by any of the following means? Please check all that apply.			Response Percent	Response Count
Christ Church website			82.1%	211
Podcast			33.1%	85
CD/DVD			27.2%	70
			<i>answered question</i>	257
			<i>skipped question</i>	261

60. Are you aware that Christ Church hired a Director of Stewardship, Margaret Bratton, to manage our annual commitment campaign and planned giving program?				
			Response Percent	Response Count
Yes			67.4%	298
No			32.6%	144
			<i>answered question</i>	442
			<i>skipped question</i>	76



61. If you do not participate in the annual stewardship campaign, which includes the preparation and submission of a pledge card, please share why you choose not to submit a pledge card.			Response Count
			61
			<i>answered question</i>
			61
			<i>skipped question</i>
			457



62. How would you rate Christ Church's annual stewardship campaign when compared to your experiences with other non profit organizations/churches that depend on annual giving for their operating budget?				
			Response Percent	Response Count
Very satisfactory			28.2%	122
Satisfactory			53.8%	233
Unsatisfactory/Needs Improvement			8.1%	35
No relevant experience / not applicable			9.9%	43
			<i>answered question</i>	433
			<i>skipped question</i>	85

63. Please use this area to provide any further comments relating to this question:		
		Response Count
		51
	<i>answered question</i>	51
	<i>skipped question</i>	467

64. If you do pledge but do not use the "monthly draft" to make your contributions, select which of the following does not allow you to participate in the monthly draft?			
		Response Percent	Response Count
Stock gift		10.3%	32
Personal budget planning		40.4%	126
No reason		36.9%	115
Not familiar with this		12.5%	39
	<i>answered question</i>		312
	<i>skipped question</i>		206




65. Please use this area to provide any further comments relating to this question:		
		Response Count
		52
	<i>answered question</i>	52
	<i>skipped question</i>	466

66. Are you familiar with the Mary Sumner Blount Legacy Guild?				
			Response Percent	Response Count
Yes			79.0%	343
No			21.0%	91
			answered question	434
			skipped question	84

67. Have you considered making an estate planned gift to Christ Church (via the Mary Sumner Blount Legacy Guild)?				
			Response Percent	Response Count
Yes			31.0%	133
No			69.0%	296
			answered question	429
			skipped question	89

68. Do you object to the church publicly recognizing pledgers to the annual commitment campaign and estate planned giving, assuming you can choose to be anonymous in your giving?				
	Yes	No	No opinion	Response Count
Annual Commitment Campaign	27.4% (119)	58.6% (255)	14.0% (61)	435
Estate Planned Gift	23.6% (98)	59.6% (248)	16.8% (70)	416
			answered question	436
			skipped question	82

69. Please use this area to provide any further comments relating to this question:	
	Response Count
	62
	answered question
	62
	skipped question
	456

70. If available, would you watch/listen to sermons and/or adult education classes by any of the following means? Please check all that apply.			Response Percent	Response Count
Christ Church website			83.1%	216
Podcast			34.2%	89
CD			30.4%	79
			answered question	260
			skipped question	258

71. Select ONE for each of the following:					
	Yes	Somewhat	No	Response Count	
Are you familiar with all of the services provided by the Pastoral Care Committee?	19.5% (85)	55.4% (242)	25.2% (110)	437	
Have you seen the brochure of pastoral care support services?	26.9% (117)	8.0% (35)	65.1% (283)	435	
If this information were more prominently displayed in the church, would you rely more on this group?	25.1% (105)	40.7% (170)	34.2% (143)	418	
				answered question	439
				skipped question	79

72. Please use this area to provide further comments on this question OR provide any ideas/suggestions for additional support within Pastoral Care in our parish:		Response Count
		13
		answered question
		13
		skipped question
		505




73. Below are several services provided as part of our pastoral care program. If you have utilized any of these services, please rate your experience. Otherwise select "Not Applicable."










	Very satisfied	Satisfied	Unsatisfied	Not Applicable	Response Count
Clergy	39.1% (156)	20.8% (83)	2.0% (8)	38.1% (152)	399
Lay volunteers	9.0% (35)	10.1% (39)	0.8% (3)	80.2% (311)	388
Programs	10.1% (38)	10.6% (40)	1.1% (4)	78.2% (295)	377
Prayer shawl ministry	12.3% (48)	3.3% (13)	0.3% (1)	84.1% (327)	389
Clergy visits	27.4% (109)	13.6% (54)	2.5% (10)	56.5% (225)	398
Postal cards	13.1% (51)	12.6% (49)	1.5% (6)	72.8% (283)	389
Stephen Ministry	9.3% (36)	5.7% (22)	0.5% (2)	84.5% (327)	387
Flower Guild	21.8% (86)	10.7% (42)	0.8% (3)	66.8% (263)	394
Funeral Guild	9.6% (37)	7.8% (30)	0.3% (1)	82.4% (319)	387
Pastor's Aide	7.7% (30)	6.4% (25)	1.3% (5)	84.5% (328)	388
Telecare Ministers	5.5% (21)	4.4% (17)	0.3% (1)	89.8% (344)	383
Pastoral Visitors	8.3% (32)	6.3% (24)	1.0% (4)	84.4% (324)	384
Order of St. Luke	6.5% (25)	4.4% (17)	0.3% (1)	88.8% (342)	385
Daughters of the King	2.9% (11)	2.3% (9)	0.3% (1)	94.5% (363)	384
Eucharistic visitors (LEMs)	12.6% (49)	5.7% (22)	1.0% (4)	80.7% (313)	388
	<i>answered question</i>				413
	<i>skipped question</i>				105






74. Please use this area to provide any further comments or recommendations regarding the previous question.





	Response Count
	32
	<i>answered question</i>
	32
	<i>skipped question</i>
	486

75. How would you rate our effectiveness in encouraging others to attend Christ Church or participate in parish activities?			Response Percent	Response Count
Effective			35.9%	155
Neutral			39.4%	170
Ineffective			11.8%	51
No opinion			13.0%	56
			<i>answered question</i>	432
			<i>skipped question</i>	86




76. Do you have an adequate understanding of volunteer activities at Christ Church?			Response Percent	Response Count
Yes			58.3%	253
Somewhat			34.8%	151
No			6.9%	30
			<i>answered question</i>	434
			<i>skipped question</i>	84


77. What are your primary means of learning about volunteer opportunities at Christ Church? Check all that apply.			Response Percent	Response Count
Website			22.0%	95
Sunday at Christ Church			52.4%	226
Epistle			63.8%	275
Christ Church eNews			49.0%	211
ECW			19.0%	82
Email			35.5%	153
Parish Life Coordinator			10.0%	43
Clergy			32.3%	139
Other parishioner / Friend			45.2%	195
		Other (please specify)		24
		answered question		431
		skipped question		87

78. When was the last time you were contacted to volunteer at Christ Church?			Response Percent	Response Count
1 month			38.1%	163
3 months			12.9%	55
6 months			11.4%	49
12 months			13.6%	58
24 months or greater			9.6%	41
Never			14.5%	62
		answered question		428
		skipped question		90





79. If you are currently participating in a standing committee/church program/volunteer group, approximately how many?			Response Percent	Response Count
1-2 Activities			43.3%	178
2-4 Activities			17.0%	70
4 or greater			4.6%	19
None			35.0%	144
			<i>answered question</i>	411
			<i>skipped question</i>	107

80. If you are participating in a committee, please list the committee and approximate length of service in years (i.e., Finance 2).		Response Count
		139
		<i>answered question</i>
		139
		<i>skipped question</i>
		379

81. In the interest of trying to connect parishioners with opportunities to volunteer/serve, have you seen notable change since the completion of the parish survey 2 years ago?			Response Percent	Response Count
Yes			23.2%	89
Somewhat			33.9%	130
No			42.8%	164
			<i>answered question</i>	383
			<i>skipped question</i>	135

82. If you answered "somewhat" or "no" above, would you want to be contacted more often?			
		Response Percent	Response Count
Yes		37.3%	109
No		62.7%	183
answered question			292
skipped question			226




















83. Please use this area to provide any further comments relating to this question:		
		Response Count
		49
answered question		49
skipped question		469














84. What would motivate you to participate for the first time or increase your participation in programs and activities at Christ Church?			
		Response Percent	Response Count
Direct invitation to participate		45.9%	166
Already plan to increase participation		17.4%	63
Improved awareness		23.8%	86
Other		13.0%	47
answered question			362
skipped question			156

85. Please use this area to provide any further comments relating to this question:




		Response Count
		56
<i>answered question</i>		56
<i>skipped question</i>		462

86. During the past year, in which of the following have you participated ? Select all that apply.



		Response Percent	Response Count
Sunday School Teacher		12.1%	43
Youth Advisor		1.4%	5
20s/30s groups		12.1%	43
40 Plus		14.6%	52
Art Sale & Show		21.7%	77
Bible Study		18.9%	67
Crowing for Christ Church		24.5%	87
ECW Chapters		18.6%	66
Foyers		12.4%	44
Greenery Sale		35.2%	125
Halloween Carnival		9.9%	35
All-Parish weekend at Kanuga		15.8%	56
Koinonia		7.3%	26
Lenten Study		16.9%	60
Mardi Gras		9.3%	33
Neighborhood Groups		26.5%	94
Raising Spirits		14.9%	53
Spring Fling		26.2%	93
Spring Swing Golf Tournament		6.2%	22



St. Lucia		3.1%	11
Saint Saviour's Gala		22.0%	78
Theology-Lite		5.9%	21
Wednesday Night Programs		18.6%	66
Young Adult		2.5%	9
Habitat for Humanity		11.0%	39
Hammer Ministry		2.0%	7
Meals on Wheels		3.7%	13
Migrant Ministry		5.4%	19
Mission Trips		3.9%	14
Prisoner Cookie Outreach		12.4%	44
Wake Relief		17.5%	62
Youth Outreach		1.7%	6
		answered question	355
		skipped question	163

87. How satisfied are you with our parish's outreach in each of the following:						
	Satisfied	Need more outreach	Need less outreach	No opinion	Response Count	
Downtown Raleigh	42.9% (182)	24.8% (105)	0.5% (2)	31.8% (135)	424	
Triangle Area	36.7% (155)	20.9% (88)	1.2% (5)	41.2% (174)	422	
Domestic US	37.9% (159)	13.3% (56)	3.6% (15)	45.2% (190)	420	
Global	34.3% (143)	14.1% (59)	5.3% (22)	46.3% (193)	417	
					answered question	426
					skipped question	92




88. Do you find the outreach opportunities at Christ Church to be spiritually fulfilling?			Response Percent	Response Count
Yes			54.3%	190
Somewhat			39.1%	137
No			6.6%	23
			<i>answered question</i>	350
			<i>skipped question</i>	168

89. If you have ideas for future Christ Church outreach opportunities, please list below.		Response Count
		33
		<i>answered question</i>
		33
		<i>skipped question</i>
		485



90. Did you attend the new members orientation classes, "Life at Christ Church" and/or "The Anglican Way"?			Response Percent	Response Count
Yes			40.9%	115
No			59.1%	166
			<i>answered question</i>	281
			<i>skipped question</i>	237

91. If you participated in a new members orientation class, please rate your experience.			Response Percent	Response Count
Very satisfied			62.8%	76
Satisfied			37.2%	45
Dissatisfied			0.0%	0
		answered question		121
		skipped question		397

92. Please use this area to provide any further comments relating to this question:			Response Count
			26
		answered question	26
		skipped question	492



93. How would you rate your experience as a parishioner?			Response Percent	Response Count
Positive			76.9%	213
Somewhat Positive			20.9%	58
Negative			2.2%	6
		answered question		277
		skipped question		241



94. Please use this area to provide any further comments relating to this question:		
		Response Count
		21
	<i>answered question</i>	21
	<i>skipped question</i>	497

95. Do you find Christ Church to be welcoming/responsive?			
		Response Percent	Response Count
Yes		92.1%	255
No		7.9%	22
	<i>answered question</i>		277
	<i>skipped question</i>		241

96. Please use this area to provide any further comments relating to this question:		
		Response Count
		51
	<i>answered question</i>	51
	<i>skipped question</i>	467

97. How willing are you to participate in each of the following at Christ Church?					
	Not at all willing	Somewhat willing	Willing	No opinion	Response Count
Financial support	1.4% (6)	6.2% (26)	90.7% (381)	1.7% (7)	420
Worship attendance	1.0% (4)	7.2% (30)	90.9% (379)	1.0% (4)	417
Adult Education attendance	5.6% (23)	30.4% (125)	57.9% (238)	6.1% (25)	411
Participation in programs/activities/committees	3.4% (14)	21.9% (90)	71.0% (292)	3.6% (15)	411
	answered question				421
	skipped question				97

98. How important is it to you that our parish increase its membership?			
		Response Percent	Response Count
Unimportant		29.5%	125
Important		44.8%	190
Very important		9.0%	38
No opinion		16.7%	71
	answered question		424
	skipped question		94

99. How would you rate our church's efforts to increase membership?			
		Response Percent	Response Count
Satisfactory		46.5%	192
Needs Improvement		16.2%	67
No opinion		37.3%	154
	answered question		413
	skipped question		105

100. Please use this area to provide any further comments regarding this question:			
			Response Count
			53
			answered question
			53
			skipped question
			465

101. How likely is it that our parish can depend on your financial support (in addition to your annual pledge) as needs or opportunities arise?				
	Unlikely	Likely	Yes	Response Count
Growth/expansion to accommodate growth	18.8% (77)	65.3% (267)	15.9% (65)	409
Improve/maintain current facilities	12.1% (47)	68.4% (266)	19.5% (76)	389
				answered question
				411
				skipped question
				107

102. Please use this area to provide any further comments regarding this question:			
			Response Count
			36
			answered question
			36
			skipped question
			482

103. Rate your overall satisfaction for each of the following:

	Dissatisfied	Satisfied	Very Satisfied	No opinion	Response Count
Christ Church taken as a whole	2.7% (11)	44.9% (185)	51.5% (212)	1.0% (4)	412
Children's Ministry	1.5% (6)	20.7% (84)	23.4% (95)	54.4% (221)	406
Worship	4.7% (19)	39.7% (162)	53.9% (220)	1.7% (7)	408
Facilities	4.4% (18)	57.1% (234)	36.3% (149)	2.2% (9)	410
Education	3.4% (14)	51.3% (210)	32.8% (134)	12.5% (51)	409
Fellowship	5.9% (24)	51.7% (212)	36.1% (148)	6.3% (26)	410
Outreach	5.5% (22)	51.8% (207)	22.3% (89)	20.5% (82)	400
Pastoral Care	3.2% (13)	37.1% (150)	30.9% (125)	28.7% (116)	404
Volunteer Opportunities	3.7% (15)	52.1% (213)	32.5% (133)	11.7% (48)	409
Culture of the Community	7.1% (29)	49.6% (204)	31.6% (130)	11.7% (48)	411
Spiritual Support	4.7% (19)	42.6% (172)	34.4% (139)	18.3% (74)	404
Clergy	5.3% (22)	31.9% (132)	61.4% (254)	1.4% (6)	414
Vestry	3.7% (15)	44.9% (182)	32.8% (133)	18.5% (75)	405
Youth Ministry	1.5% (6)	21.5% (86)	22.3% (89)	54.8% (219)	400
	<i>answered question</i>				418
	<i>skipped question</i>				100

104. What other programs, worship initiatives, outreach opportunities, or activities you would like to see Christ Church pursue?

	Response Count
	59
	<i>answered question</i>
	59
	<i>skipped question</i>
	459

105. Are there existing programs or activities you feel need improvement?		
		Response Count
		38
	<i>answered question</i>	38
	<i>skipped question</i>	480

106. Do you have any other general suggestions for improvement at Christ Church?		
		Response Count
		46
	<i>answered question</i>	46
	<i>skipped question</i>	472

107. Please offer any final comments you have not previously covered to help Christ Church serve you better:		
		Response Count
		50
	<i>answered question</i>	50
	<i>skipped question</i>	468